



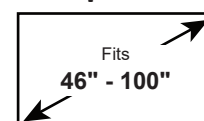
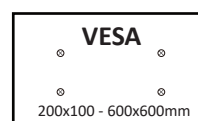
Large Extend Tilt Mount for TVs 46" to 100". Extension functionality allows for an increased tilting range and easy cable access. Tilting functionality helps reduce reflections and enhances the viewing experience. Level adjustment of $\pm 3^\circ$ enables the TV to be adjusted post-installation for a better viewing experience. The unique latching mechanism allows the TV to be securely attached and removed from the wall plate quickly and easily. Horizontal shift allows the TV to be moved horizontally on the wall plate to allow optimal placement on the wall. The open wall plate accommodates outlets and low voltage pass-through. Safety testing and UL certification ensure peace of mind.

Features

- Fits 46" to 100" TVs up to 160 lbs in weight.
- Open wall plate design offers space for outlets.
- Level Adjustment $\pm 3^\circ$ allows the TV to be adjusted post-installation for a better viewing experience.
- The industry-leading design allows effortless TV positioning regardless of size and weight.
- Enhanced movement provides up to $+3^\circ/-12^\circ$ tilt for the best viewing angle.
- Extends up to 6.5" for easy cable access and retracts back to 2.94" for a low-profile look.
- Pull cord lock allows easy and reliable locking or unlocking of your TV.



TV Compatibility



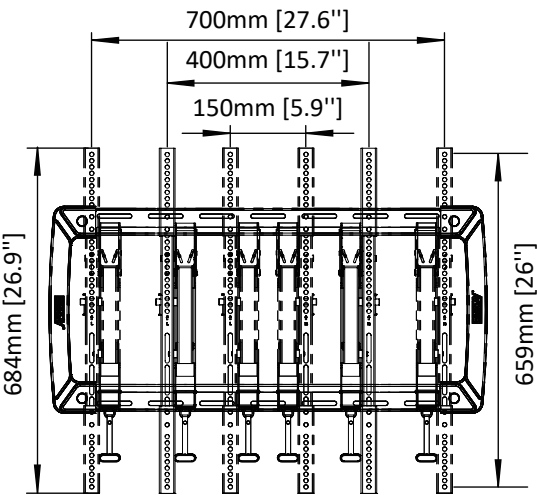
| | | | |
|--------------|------------|-----------|--------|
| Model Number | ERMTL3-01B | WARRANTY: | 5-Year |
|--------------|------------|-----------|--------|

| Product Specifications | DIMENSIONS (W x H x D) | PRODUCT WEIGHT | LOAD CAPACITY | FINISH | AVAILABLE COLORS |
|------------------------|------------------------|----------------|---------------|----------------|------------------|
| | 34.2"x26.9"x3.0" | 16.0 lbs. | 160 lbs. | Powder Coating | Black |
| | 870mmx430mmx75mm | 7.25KG | 73 KG | | |

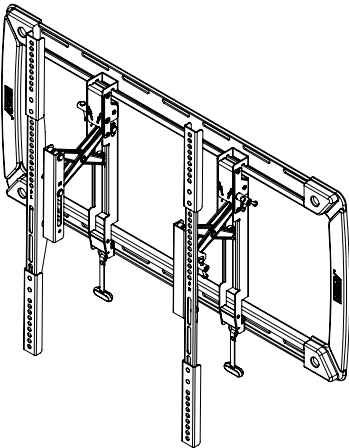
| Package Specifications | PACKAGE SIZE (W x H x D) | PACKAGE WEIGHT | PACKAGE UPC CODE | PACKAGE CONTENTS | UNITS IN PACKAGE |
|------------------------|--------------------------|----------------|------------------|---|------------------|
| | 36" x 3.3" x 16.9" | 18.6 lbs. | 810082201383 | Product, Manual, Mounting Template, Parts | 1 Unit |
| | 916mm x 83mm x 430mm | 8.45kg | | | |

| Master Carton Specifications | PACKAGE SIZE (W x H x D) | PACKAGE WEIGHT | UNITS IN CARTON | | |
|------------------------------|--------------------------|----------------|-----------------|--|--------|
| | 36.5"x7.4"x17.6" | 39.3 lbs. | | | 2 Unit |
| | 927mmx188mmx447mm | 17.85KG | | | |

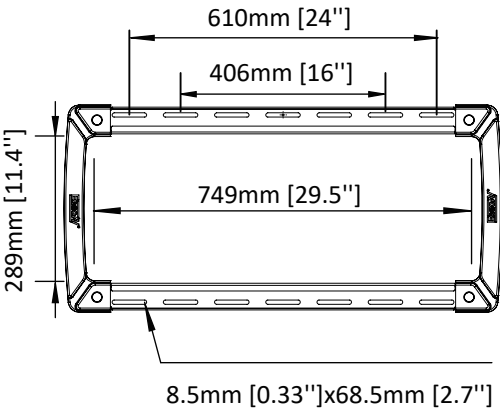
Product Dimensions



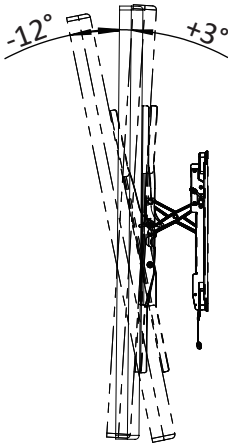
TV INTERFACE



3D VIEW



WALL PLATE



SIDE VIEW