



The new and improved ERMTL7 now features a 600×600mm VESA pattern. It supports extend, tilt, and swivel functions for TVs from 42" to 98". The extension design allows a wider tilting range and easier cable access. Tilt and swivel functions help reduce reflections and enhance the viewing experience. $\pm 2^\circ$ level adjustment enables the TV to be adjusted post-installation to level the TV if needed. The unique latching mechanism allows the TV to be securely attached to or quickly removed from the wall plate. Horizontal shift allows the TV to be moved laterally on the wall plate for optimal positioning. The open wall plate design accommodates electrical outlets and supports low-voltage pass-through. Safety tested and UL certified for reliable use.

Features

The new and improved ERMTL7 now features a 600×600mm VESA pattern.

- Fits 42" to 98" TVs weighing up to 150 lbs.
- Industry-leading design enables effortless TV positioning regardless of size and weight.
- Enhanced articulation provides up to 15° of tilt for the optimal viewing angle.
- Extends up to 6.5" for easy cable access and retracts to 3.1" for a low-profile appearance.
- Pull-cord lock allows secure and convenient locking.



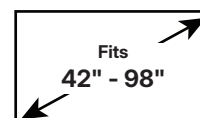
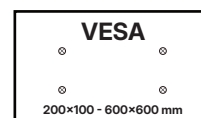
 Extension
3.1" to 6.5"

 Tilt
 $+5^\circ/-15^\circ$

 Swivel
 $\pm 5^\circ$

 Level
 $\pm 2^\circ$

TV Compatibility



Model Number ERMTL7-01B

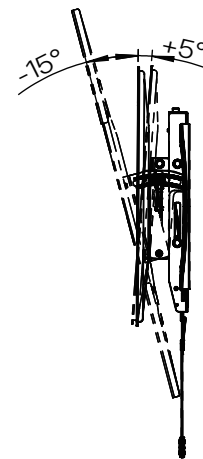
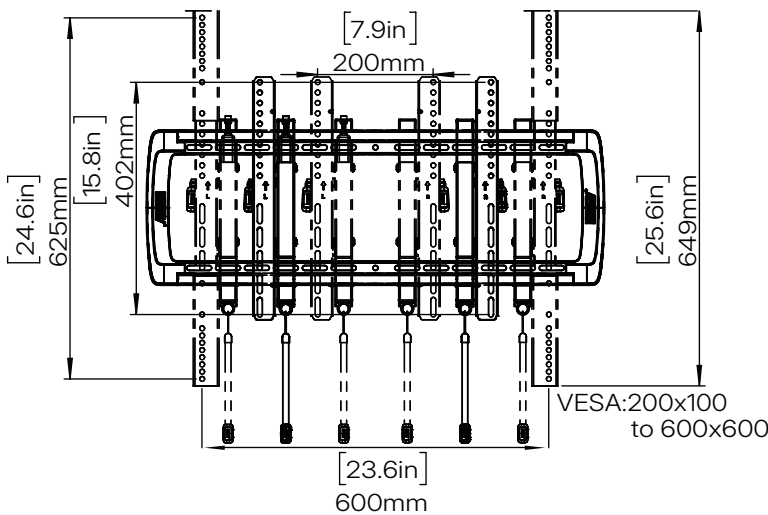
WARRANTY: 5-Year

Product Specifications	DIMENSIONS (W x H x D)	PRODUCT WEIGHT	LOAD CAPACITY	FINISH	AVAILABLE COLORS
	31.2"×25.6"×3.1"	11.2Lbs.	150lbs.	Powder Coating	Black
	792mm×649mm×79mm	5.1KG	68.2 KG		

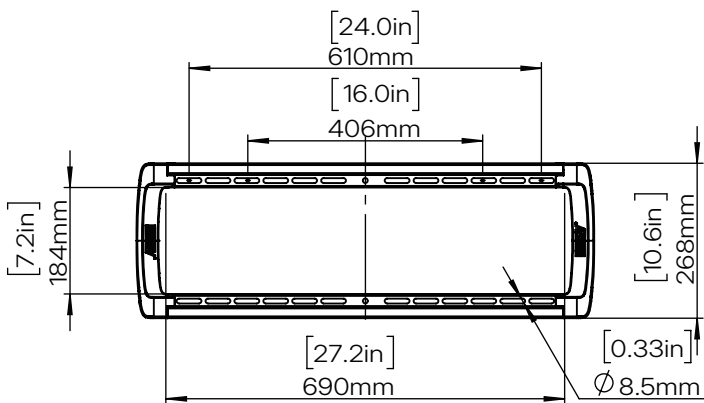
Package Specifications	PACKAGE SIZE (W x H x D)	PACKAGE WEIGHT	PACKAGE UPC CODE	PACKAGE CONTENTS	UNITS IN PACKAGE
	32.7"×11.2"×3.8"	14.7Lbs.	810082201529	Product, Manual, Mounting Template, HDW Kits	1 Unit
830mm×284mm×96mm	6.65KG				

Master Carton Specifications	CARTON SIZE (WXHXD)	CARTON WEIGHT	CARTON BARCODE	CARTON CONTENTS	UNITS IN CARTON
	33.5"×12.3"×12.8"	45.9Lbs	30810082201520	Finished goods	3 Units
850mm×313mm×325mm	20.85KG				

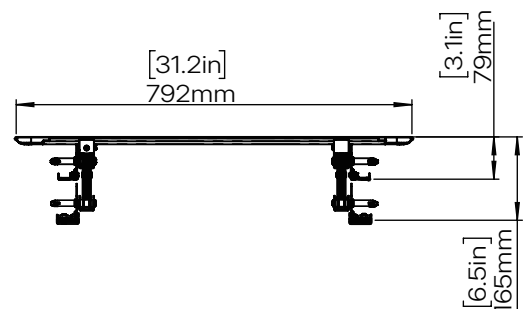
Product Dimensions



SIDE VIEW - TILTING



WALL PLATE



TOP VIEW